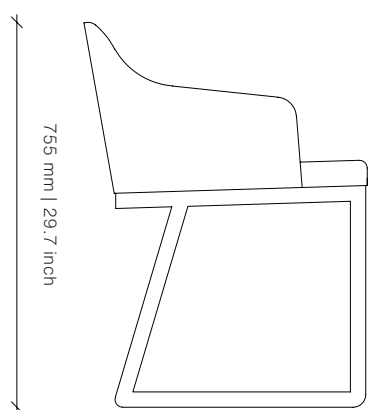
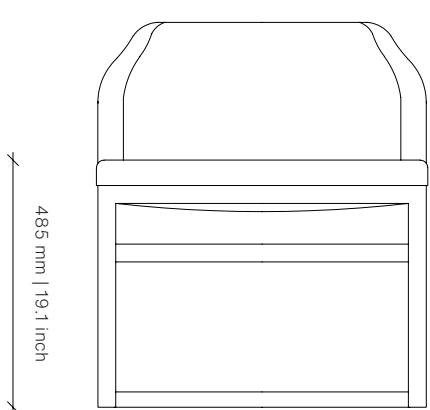


TOFU Dining Chair

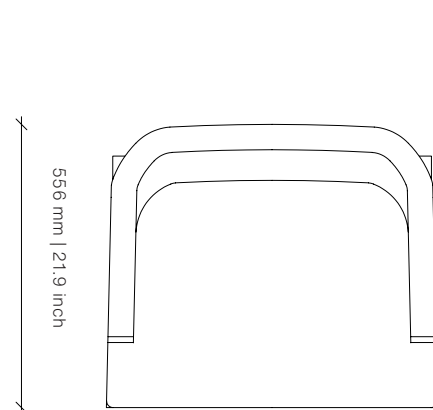
DESIGN BY OKHA



556 mm | 21.9 inch




650 mm | 25.6 inch




650 mm | 25.6 inch


Frame




Natural Ash




Chalked Ash




Carbon Ash




Dark Java
Ash




Mocca Ash



Natural Oak



Carbon Oak



Natural
Walnut

Dimensions (mm)

650W x 556D x 755H

Seat Height: 485

Dimensions (inches)

25.6W x 21.9D x 29.7H

Seat Height: 19.1

COM: 2.5 m | 2.7 yd

COL: 4.5 m² | 48.4 sq ft

Different textures, grains, colouration and densities are all natural characteristics of timbers. We find these variances an inherent and valuable part of the natural beauty of wood, no two pieces are the same making each OKHA design a unique, characterful piece and each product will be different from the next. Timber movement will also occur as this is a natural product.

STONE: Marble is a beautiful natural material with inherent imperfections in its structure, veining and coloration. As such, some slabs may be reinforced with meshing on the underside and may have colour matched resin fills in minor cracks and surface blemishes. Please note that this is standard practice.

METAL: All metals will go through a process of natural aging and oxidation due to environmental conditions. The result of this aging process will bring about colour change, to slow and reduce this natural process, appropriate cleaning and maintenance products can be used.

twentieth

sales@twentieth.net

323.904.1200

www.twentieth.net

OKHA