

skram



lineground lowdown media unit

L29 / L30



Lineground lowdown media units feature solid timber construction, mortise-and-tenon joinery, and mitered corners with matched seams/waterfall edges. There are two standard models, and each offers a centered bank of graduated drawers in maple timber with cork-lined bottoms, soft-closing concealed runners, and low-profile tab pulls. Doors flank the drawers and are flap style. Cabinet areas have adjustable shelving and may optionally be outfitted with pull-out drawers. Door and drawer faces are to match, with leather overlays, or opaque colors. Connectivity, wire management, and ventilation are available for technology integration. Custom sizes, configurations, and materials are available. Residential or contract use.

skram


L29 width 66 / 168cm depth 20 / 51cm height 17 / 43cm

L30 width 84 / 213cm depth 20 / 51cm height 22 / 56cm


Timber




WA-N: White
Ash, Natural




WA-G: White
Ash, Grey




WA-E: White
Ash, Ebonized



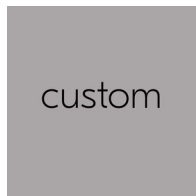
WA-WW: White
Ash,
Whitewashed



RWO-N: Rift
White Oak,
Natural



WAL: Walnut,
Natural



custom

skram

Metal

Natural



SS4: Brushed
Stainless Steel



GML: Gunmetal



DRB: Dark
Rubbed Bronze



NRB: Natural
Rubbed Bronze


Matte Opaques




MOB: Matte
Opaque Black

Leather


Character: Heavyweight



CL-TN-H: Tan



CL-CNT-H:
Chestnut




CL-BLK-H: Black

skram

Leather

Architectural



AL-WBG: Warm
Beige



AL BRN: Brown



AL-CRM: Cream



AL-MEDG:
Medium Grey



AL-SMK: Smoke