



skram



lineground 3-drawer horizontal bureau

L21 / L22



Lineground 3-drawer bureaus feature solid timber construction, mortise-and-tenon joinery, and mitered corners with matched seams/waterfall edges. There are 2 standard models, and each offers 3 full-width graduated drawers in maple timber with cork-lined bottoms, soft-closing concealed runners, and low-profile tab pulls. Drawer faces are to match, with leather overlays, or opaque colors. Custom sizes, configurations, and materials are available. Residential or contract use.

skram


L21 width 36 / 91cm depth 18 / 46cm height 27.5 / 70cm

L22 width 48 / 122cm depth 18 / 46cm height 27.5 / 70cm


Timber




WA-N: White
Ash, Natural




WA-G: White
Ash, Grey




WA-E: White
Ash, Ebonized



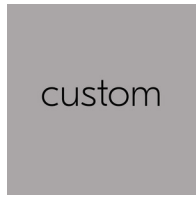
WA-WW: White
Ash,
Whitewashed



RWO-N: Rift
White Oak,
Natural



WAL: Walnut,
Natural



custom

custom

skram

Metal

Natural



SS4: Brushed
Stainless Steel



GML: Gunmetal



DRB: Dark
Rubbed Bronze



NRB: Natural
Rubbed Bronze


Matte Opaques




MOB: Matte
Opaque Black

Leather


Character: Heavyweight



CL-TN-H: Tan



CL-CNT-H:
Chestnut




CL-BLK-H: Black

skram

Leather

Architectural



AL-WBG: Warm
Beige



AL BRN: Brown



AL-CRM: Cream



AL-MEDG:
Medium Grey



AL-SMK: Smoke