



NEBULAE

VERTICAL CHANDELIER

The Nebulae collection takes its name from the natural phenomena of interstellar clouds and their dynamic layered lighting effects. The geometric machined forms coupled with the fluid glass discs creates a balance between the elements. Designed for use in larger open spaces, working in modular configurations, the Nebulae Vertical Chandelier Collection is inspired by the diffusion of natural light.

Available in several configurations (including a Horizontal Chandelier), several glass finishes, the Nebulae Vertical Chandelier is both dynamic and sculptural in its linear form.

AVAILABLE FINISHES



FLUTED CLEAR GLASS TEXTURED BLACK GLASS WHITE PEARL GLASS BLACK ANODISED CHAMPAGNE ANODISED

TECHNICAL

MATERIAL	ANODISED ALUMINIUM, GLASS
LAMPING	8.5W E27 LED, 806 LM, 2700K WARM WHITE DIMMABLE. SUPPLIED WITH AUS/NZ SALES (220-240V) ONLY (120V) E26 LAMP HOLDER SUPPLIED FOR NORTH AMERICA/CANADA.
LED LIFESPAN	15,000 HRS
CONTROL	PHASE-CONTROL / NETWORK-CONTROL DIMMABLE DIMMING RANGE 10 - 100%. FOR OPTIMAL DIMMING PERFORMANCE WE RECOMMEND SOURCING A ROTARY OR PUSH BUTTON DIMMER WITH AN ADJUSTMENT DIAL CAPABLE OF SETTING THE DIMMING RANGE OF THE FIXTURE.
CANOPY	VARIOUS - SEE CANOPY OPTIONS ON FOLLOWING PAGE
CORD	FOR NEBULAE 11 CORDED ONLY - 2M / 7' BLACK (BLACK ANODISED) OR WHITE (CHAMPAGNE ANODISED). NOTE: LONGER LENGTHS AVAILABLE UPON REQUEST
IP RATING	IP20 - FOR INDOOR USE ONLY
CERTIFICATION	AU/NZ AS/NZS 60598.1, 60598.2.1 EU EN 60598.1, 60598.2.1 US/CAN ETL/UL 1598, CSA C22.2#250.0

PRODUCT CODES SKU
EG. NC.12.G-FLU.A-WCH = NEBULAE 12 IN FLUTED CLEAR GLASS AND CHAMPAGNE ANODISED BODY - DOUBLE CHANDELIER

NC.11.G-XXX.A-XXX.C	NEBULAE 11 - SINGLE PENDANT - CORDED
NC.11.G-XXX.A-XXX.T	NEBULAE 11 - SINGLE PENDANT - TUBE
NC.12.G-XXX.A-XXX	NEBULAE 12 - DOUBLE CHANDELIER
NC.13.G-XXX.A-XXX.A	NEBULAE 13 - THREE HANGING CHANDELIER
NC.13.G-XXX.A-XXX.B	NEBULAE 13 - THREE HANGING CHANDELIER - OFFSET
NC.15.G-XXX.A-XXX.A	NEBULAE 15 - FIVE HANGING CHANDELIER
NC.15.G-XXX.A-XXX.B	NEBULAE 15 - FIVE HANGING CHANDELIER - OFFSET

FINISHES FOR ALL CONFIGURATIONS:
GLASS: FLUTED CLEAR (G- FLU), BUBBLE BLACK (G-BBL), AND WHITE PEARL (G-PWH)
BODY: BLACK ANODISED (A-BLK) AND CHAMPAGNE ANODISED (A-CHM)

DIMENSIONS VARIOUS - SEE DIMENSIONS ON FOLLOWING PAGE*

WEIGHT
NEBULAE 11 CORDED & TUBE - 3KG / 6.6LB
NEBULAE 12 - 5KG / 11LB
NEBULAE 13 & 13 OFFSET - 8KG / 17.6LB
NEBULAE 15 & 15 OFFSET - 16KG / 35.2LB

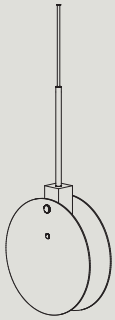
PACKAGING
NEBULAE 11 / 12 - 50X50X25CM / 19.7X19.7X9.8"
NEBULAE 13 / 13 OFFSET / 15 / 15 OFFSET - 75X50X25CM / 29.5X19.7X9.8"

PACKAGING WEIGHT
NEBULAE 11 - 3KG / 6.6LB
NEBULAE 12 - 5KG / 11LB
NEBULAE 13 & 13 OFFSET - 8KG / 17.6LB
NEBULAE 15 & 15 OFFSET - 16KG / 35.2LB

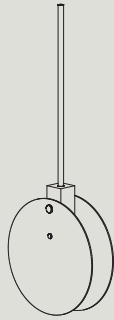
twentieth

sales@twentieth.net
323.904.1200
www.twentieth.net

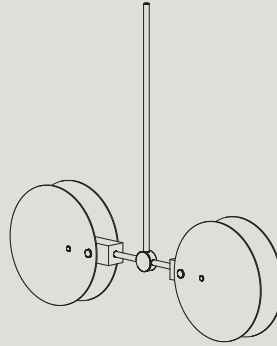
DIMENSIONS



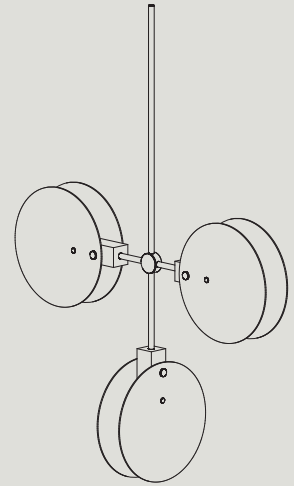
NC11 CORDED
L 300 W 87 H 590
L 11.8" W 3.4" H 23.2"



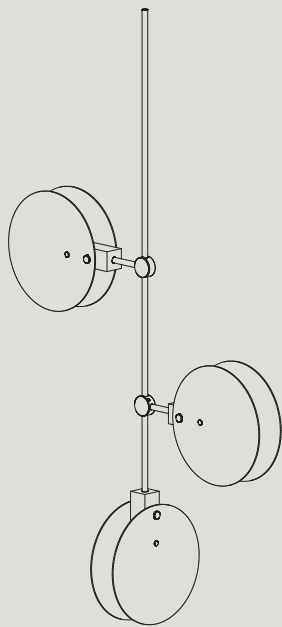
NC11 TUBE
L 300 W 87 H 330*
L 11.8" W 3.4" H 13.0**



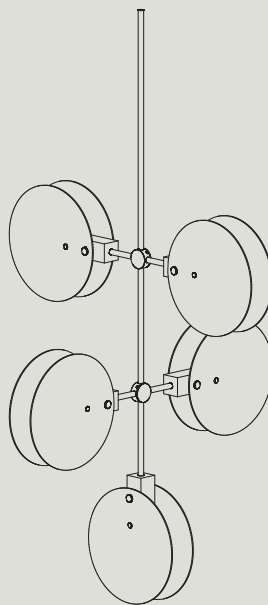
NC12
L 870 W 87 H 300*
L 34.3" W 3.4" H 11.8**



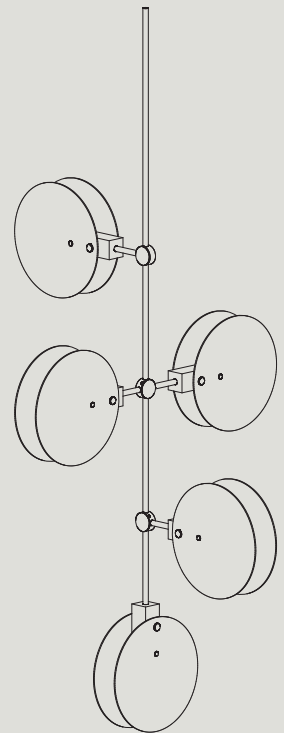
NC13
L 870 W 300 H 696*
L 34.3" W 11.8" H 27.4**



NC13 OFFSET
L 870 W 300 H 1046*
L 34.3" W 11.8" H 41.2**



NC15
L 870 W 870 H 1046*
L 34.3" W 34.3" H 41.2**



NC15 OFFSET
L 870 W 870 H 1396*
L 34.3" W 34.3" H 55.0**

*OVERALL DROP HEIGHT FOR EACH NEBULAE CHANDELIER IS CUSTOMISED TO THE INDIVIDUAL SPACE AND FCL BY CLIENT.

AVAILABLE CANOPIES

ALL ROSS GARDAM CEILING MOUNTED FIXTURES COME SUPPLIED WITH A CEILING CANOPY UNLESS OTHERWISE SPECIFIED. EACH CANOPY INCLUDES ELECTRICAL CONNECTORS, EARTH WIRE AND CABLE RETENTION TO CONNECT TO MAINS POWER. THE BELOW IMAGES DEPICT THE CEILING CANOPIES AVAILABLE WITH EACH FIXTURE TYPE. IF NO CANOPY IS SELECTED, THE STANDARD CANOPY (NON US/CAN REGION) OR LARGE CANOPY (US/CAN) WILL BE SUPPLIED.

NC11 CORDED PENDANT



STANDARD
SINGLE PENDANT CANOPY
CAN.ST.120.SP.X-XXX

Ø120 X 30MM / 4.7" X 1.2"



SLIM
SINGLE PENDANT CANOPY
CAN.SL.SP.X-XXX

Ø120 X 7MM / 4.7" X 0.3"



PUCK
SINGLE PENDANT CANOPY
CAN.PK.SP.X-XXX

Ø50 X 65MM / 2" X 2.6"

NC11 TUBE, NC12, NC13, NC13 OFFSET, NC15 & NC15 OFFSET



STANDARD
Ø14MM FIXED CANOPY
CAN.ST.120.F14.X-XXX

Ø120 X 30MM / 4.7" X 1.2"



STANDARD
Ø14MM FIXED SWIVEL CANOPY
CAN.ST.120.F14.SW.X-XXX

Ø120 X 30MM / 4.7" X 1.2"



SLIM
Ø14MM FIXED CANOPY
CAN.SL.F14.X-XXX

Ø120 X 7MM / 4.7" X 0.3"



SLIM
Ø14MM FIXED SWIVEL CANOPY
CAN.SL.F14.SW.X-XXX

Ø120 X 7MM / 4.7" X 0.3"



PUCK
Ø14MM FIXED CANOPY
CAN.PK.F14.X-XXX

Ø50 X 65MM / 2" X 2.6"



PUCK
Ø14MM FIXED SWIVEL CANOPY
CAN.PK.F14.SW.X-XXX

Ø50 X 65MM / 2" X 2.6"

TECHNICAL

MATERIAL

ANODISED ALUMINIUM



BLACK
ANODISED



CHAMPAGNE
ANODISED

CANOPY FINISH

ANODISED BLACK (A-BLK)
ANODISED CHAMPAGNE (A-CHM)

PRODUCT SKU CODE

EG. CAN.ST.120.F14.A-CHM = STANDARD Ø14MM FIXED
CANOPY IN CHAMPAGNE ANODISED FINISH