



CETO CIRCLER

CHANDELIER

Ceto Circler captures the variation and rippling of the surface of the ocean. Each piece is mouth blown, reflecting a distinct pattern that emits a delicate luminosity, evoking the presence of the sea and its undulating movements. The Ceto Circler collection features a circular band suspended in a horizontal plane, to which several Ceto lamps are affixed.

AVAILABLE FINISHES

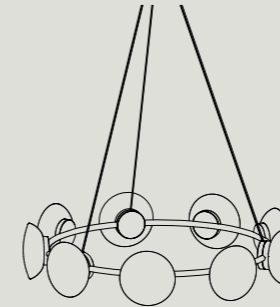


TECHNICAL

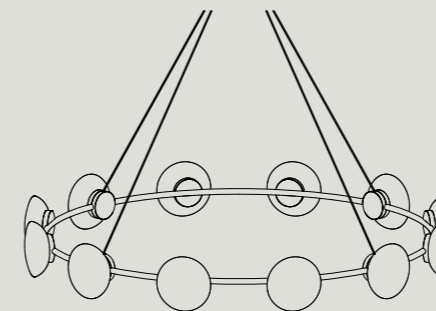
MATERIAL	ANODISED ALUMINIUM, GLASS
LAMPING	SELV 60V (EXTERNAL DRIVER SUPPLIED) CC809 - 17W, 2200-2450 LUMEN, 3000K CC1412 - 25W, 3450 LUMEN, 3000K CC2015 - 30W, 4370-5050 LUMEN, 3000K WATTAGE AND LUMEN OUTPUT WILL VARY SLIGHTLY DEPENDING ON CONSTANT CURRENT OUTPUT.
220-240V REGIONS	DIMMING OPTIONS · PHASE - DIMMING RANGE 5 - 100% · DALI - DIMMING RANGE 1 - 100%
110-120V REGIONS	DIMMING OPTIONS · PHASE - DIMMING RANGE 3 - 100% · DALI - DIMMING RANGE 0.1 - 100%
	ALL US AND CANADIAN ORDERS COME SUPPLIED WITH 120V COMPONENTRY CERTIFIED FOR USE IN THESE REGIONS.
	FOR OPTIMAL DIMMING PERFORMANCE WE RECOMMEND SOURCING A DIMMER CAPABLE OF SETTING THE DIMMING RANGE OF THE FIXTURE.
	PLEASE CONTACT OUR STUDIO FOR FURTHER INFORMATION REGARDING MOST SUITABLE LAMPING TECHNOLOGY FOR YOUR SPECIFIC PROJECT/REGION.
LED LIFESPAN	50,000 HRS
IP RATING	IP20 - FOR INDOOR USE ONLY
CERTIFICATION	AU/NZ AS/NZS 60598.1, 60598.2.1 EU EN 60598.1, 60598.2.1 US/CAN ETL/UL CERTIFICATION PENDING

CORD	3 X 3M / 9'10" CLEAR COAXIAL CABLE
SUSPENSION	3 X 3M / 9'10" Ø1.2MM STAINLESS STEEL WIRE LONGER LENGTHS AVAILABLE UPON REQUEST
CANOPY	VARIOUS - SEE CANOPY OPTIONS ON FOLLOWING PAGE
PRODUCT CODES SKU	EG. CC809.G-BLK.A-BLK CETO 809 CIRCLER IN BLACK GLASS WITH A BLACK ANODISED BODY CC809.G-XXX.A-XXX CETO 809 CIRCLER CC1412.G-XXX.A-XXX CETO 1412 CIRCLER CC2015.G-XXX.A-XXX CETO 2015 CIRCLER
FINISHES	GLASS FROSTED BLACK (G-FBK) BLACK (G-BLK) CLEAR (G-CLR) WHITE (G-WHT) BODY BLACK ANODISED (A-BLK) CHAMPAGNE ANODISED (A-CHM)
DIMENSIONS	VARIOUS SEE DIMENSIONS ON FOLLOWING PAGE*
WEIGHT	CC809 23KG / 51LB CC1412 32KG / 70LB CC2015 42KG / 93LB
PACKAGING	CC809 L 90CM W 90CM H 35CM / L 2'11" W 2'11" H 1'2" CC1412 L 100CM W 75CM H 35CM / L 3'3" W 2'6" H 1'2" CC2015 L 125CM W 75CM H 35CM / L 4'1" W 2'6" H 1'2"
PACKAGING WEIGHT	CC809 27KG / 60LB CC1412 38KG / 84LB CC2015 50KG / 110LB

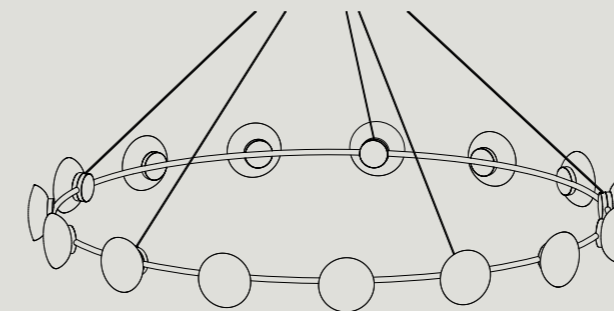
DIMENSIONS



CC809
 Ø 980 H 200 RING Ø 800
 Ø 3'3" H 7.9" RING Ø 2'75"
 MIN DROP HEIGHT - H 600 / 2'



CC1412
 Ø 1575 H 200 RING Ø 1400
 Ø 5'2" H 7.9" RING Ø 4' 7"
 MIN DROP HEIGHT - H 900 / 2'11"



CC2015
 Ø 2175 H 200 RING Ø 2000
 Ø 7'2" H 7.9" RING Ø 6' 7"
 MIN DROP HEIGHT - H 1200 / 3'11"

AVAILABLE CANOPIES

ALL ROSS GARDAM CEILING MOUNTED FIXTURES COME SUPPLIED WITH A CEILING CANOPY UNLESS OTHERWISE SPECIFIED. EACH CANOPY INCLUDES ELECTRICAL CONNECTORS, EARTH WIRE AND CABLE RETENTION TO CONNECT TO MAINS POWER. THE BELOW IMAGES DEPICT THE CEILING CANOPIES AVAILABLE WITH EACH FIXTURE TYPE. IF NO CANOPY IS SELECTED, THE STANDARD CANOPY (NON US/CAN REGION) OR LARGE CANOPY (US/CAN) WILL BE SUPPLIED.

STANDARD (CENTRAL CANOPY)



STANDARD
SUSPENSION + COAXIAL CANOPY
CAN.ST.CC809.X-XXX

Ø170 X 40MM / 6.7" X 1.6"

DRIVER HOUSED IN CANOPY



STANDARD
SUSPENSION + COAXIAL CANOPY
CAN.ST.CC1412.X-XXX

Ø170 X 40MM / 6.7" X 1.6"

DRIVER HOUSED IN CANOPY



STANDARD
SUSPENSION + COAXIAL CANOPY
CAN.ST.CC2015.X-XXX

Ø170 X 40MM / 6.7" X 1.6"

DRIVER HOUSED IN CANOPY

14MM TUBE (INDIVIDUAL CANOPY)



STANDARD
Ø14MM FIXED CANOPY
CAN.ST.120.F14.X-XXX

Ø120 X 30MM / 4.7" X 1.2"

DRIVER HOUSED IN CEILING



STANDARD
Ø14MM FIXED SWIVEL CANOPY
CAN.ST.120.F14.SW.X-XXX

Ø120 X 30MM / 4.7" X 1.2"

DRIVER HOUSED IN CEILING



LARGE
Ø14MM FIXED CANOPY
CAN.ST.170.F14.X-XXX

Ø170 X 40MM / 6.7" X 1.6"

DRIVER HOUSED IN CANOPY



LARGE
Ø14MM FIXED SWIVEL CANOPY
CAN.ST.170.F14.SW.X-XXX

Ø170 X 40MM / 6.7" X 1.6"

DRIVER HOUSED IN CANOPY



SLIM
Ø14MM FIXED CANOPY
CAN.SL.F14.X-XXX

Ø120 X 7MM / 4.7" X 0.3"

DRIVER HOUSED IN CEILING



SLIM
Ø14MM FIXED SWIVEL CANOPY
CAN.SL.F14.SW.X-XXX

Ø120 X 7MM / 4.7" X 0.3"

DRIVER HOUSED IN CEILING



PUCK
Ø14MM FIXED CANOPY
CAN.PK.F14.X-XXX

Ø50 X 65MM / 2" X 2.6"

DRIVER HOUSED IN CEILING



PUCK
Ø14MM FIXED SWIVEL CANOPY
CAN.PK.F14.SW.X-XXX

Ø50 X 65MM / 2" X 2.6"

DRIVER HOUSED IN CEILING

VERTICAL CABLE (INDIVIDUAL CANOPY)



STANDARD
SUSPENSION + COAXIAL CANOPY
CAN.ST.120.CX.X-XXX

Ø120 X 30MM / 4.7" X 1.2"

DRIVER HOUSED IN CEILING



LARGE
SUSPENSION + COAXIAL CANOPY
CAN.ST.170.CX.X-XXX

Ø170 X 40MM / 6.7" X 1.6"

DRIVER HOUSED IN CANOPY



SLIM
SUSPENSION + COAXIAL CANOPY
CAN.SL.CX.X-XXX

Ø120 X 7MM / 4.7" X 0.3"

DRIVER HOUSED IN CEILING



PUCK
SUSPENSION + COAXIAL CANOPY
CAN.PK.CX.X-XXX


Ø50 X 65MM / 2" X 2.6"

DRIVER HOUSED IN CEILING

TECHNICAL

MATERIAL

ANODISED ALUMINIUM



CANOPY FINISH

ANODISED BLACK (A-BLK)
ANODISED CHAMPAGNE (A-CHM)

PRODUCT SKU CODE

EG. CAN.ST.CC809.A-CHM = STANDARD 809 SUSPENSION
+ COAXIAL CANOPY IN CHAMPAGNE ANODISED FINISH