



GABRIEL SCOTT

EST. 2012



## LUNA A X-Small Pendant

in Satin Brass &  
Smoked Bronze

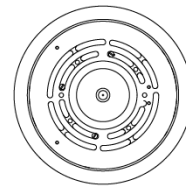
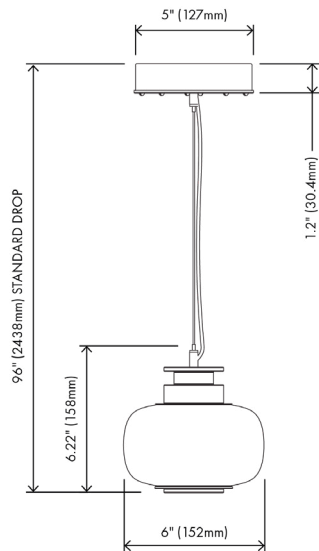
Highlighting the beauty of blown glass, the Luna A Series stands out by its simplicity and elegance.

A soft interplay between full and half full shapes, the Luna A X-Small Pendant brings out the elegance of the glass assembly. Available in smoked or bronzed glass and black, bronze or brass metal. All Luna A Pendants are provided with an 8 foot suspension cable that can be easily adjusted en site.

All Gabriel Scott pieces are handmade in Canada.

twentieth

sales@twentieth.net  
323.904.1200  
www.twentieth.net



## SPECIFICATIONS

### Standard Finishes:

Glass Beads: Smoked Bronze or Smoked Gray

Metal: Blackened Steel, Satin Bronze or Satin Brass

### Specifications:

Dimensions: 6" x 6" x 6.22" + Drop

15 cm x 15 cm x 16 cm + Drop

Weight: 3.6 lbs / 1.63 kg

Light Source: 24V 6 Watt LED (included)

LED Drivers: ESS010W-0350-24 - 120V  
ESS010W-0350-24 - 220V

Total Wattage (nominal): 5.0 w

Lumens (total): 1000 lm

### Cables & Canopies:

Cable Length: 96" / 244 cm Drop, adjustable upon installation

(increased cable-lengths available upon request)

Standard Canopy: 5" x 1.2" / 12 cm x 3 cm

Shallow Canopy: Available upon request.

Custom finishes available upon inquiry.

Made and assembled in Canada. Item is UL & CE listed.



FILE#: E488971  
FILE#: E503097

## STANDARD FINISHES

### Glass Beads:




Smoked Bronze



Smoked Gray

### Metal:



Blackened Steel



Satin Bronze



Satin Brass

twentieth

sales@twentieth.net  
323.904.1200  
www.twentieth.net

# LED DRIVER

ESS010W-0350-24 - 120V / 220V

## Specifications:

Tri-Mode Dimming™ (0-10 V & TRIAC/ELV)

Constant Current LED Drivers with Fast Startup Time

Nominal Input	120 to 277 Vac, 220 to 240 Vac
Max. Output Power	40 W
Output Voltage	14 to 42 Vdc
Output Current	250 to 2100 mA CC
Efficiency	up to 87% typical
Max. Case Temperature	90°C (measured at the hot spot)
THD	< 20%
Power Factor	> 0.9
Dimming Method	Forward-Phase, Reverse-Phase & 0 - 10V
Dimming Range	1 - 100% (% of lout)
Startup Time	300 ms typical
Dimensions (inches)	3.30" x 1.57" x 0.99"
Dimensions (cm)	8.4 cm x 4 cm x 2.5 cm

## Features:

- Compatible with TRIAC (forward-phase or leading-edge), ELV (reverse-phase or trailing-edge) and 0-10 V dimmers
- ESSxxxW: TRIAC and ELV dimming only at 120 Vac.
- ESSxxxE: ELV dimming only at 230 Vac.
- Lifetime: 50,000 hours min at 70°C case temperature
- Protections: output open load, over-current and short-circuit (hiccup), and over-temperature with auto recovery
- Conducted and radiated EMI: Compliant with FCC CFR Title 47 Part 15 Class B (120 Vac)/Class A (277 Vac) and EN55015 (CISPR 15) at 220/230/240 Vac
- Complies with ENERGY STAR® luminaire specification and DLC (DesignLight Consortium®) technical requirements
- ESS series: IP64-rated case with silicone-based potting.
- ESST series: IP66-rated case with silicone-based potting.
- 90°C maximum case hot spot temperature
- Class 2 power supply

## Applications:

- Downlights
- Commercial & Residential lighting
- Architectural lighting

twentieth

sales@twentieth.net  
323.904.1200  
www.twentieth.net