



CETO

HORIZONTAL CHANDELIER - DOUBLE

Ceto captures the variation and rippling of the surface of the ocean. Each piece reflects a unique pattern, emitting a delicate luminosity, highlighting the presence of the sea. This sculptural luminaire is available in a selection of mouth-blown glass finishes combined with a highly refined machined aluminium body available in a black and champagne anodised finish. The Ceto Horizontal Chandelier can be easily customised and configured to your project needs.

AVAILABLE FINISHES



TECHNICAL

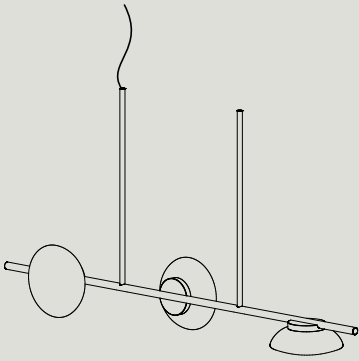
MATERIAL	ANODISED ALUMINIUM, GLASS
LOW VOLTAGE LED (220-240V REGIONS)	<p>SELV 60V (WITH EXTERNAL DRIVER) 2-4W LED MODULE, WATTAGE WILL VARY SLIGHTLY DEPENDING ON CETO CONFIGURATION. 300-380 LUMEN RANGE PER LIGHT SOURCE. 3000K WARM WHITE.</p> <p>DIMMING OPTIONS: · PHASE - DIMMING RANGE 5 - 100%. · DALI - DIMMING RANGE 1 - 100%.</p> <p>IF THE CEILING CAVITY CANNOT HOUSE THE DRIVER PLEASE CONTACT THE STUDIO FOR FURTHER OPTIONS.</p>
120V LED (100-120V REGIONS)	<p>4W AC LED MODULE (INTEGRATED DRIVER) 380 LUMEN PER LIGHT SOURCE. 3000K WARM WHITE, DIMMABLE. DRIVER NOT REQUIRED, DIRECT MAINS VOLTAGE.</p> <p>DIMMING OPTIONS: · PHASE - DIMMING RANGE 5 - 100%. · DALI - NON-DIMMABLE, ON/OFF FUNCTIONALITY ONLY VIA DALI SWITCH.</p> <p>ALL US AND CANADIAN ORDERS COME SUPPLIED WITH 120V COMPONENTRY CERTIFIED FOR USE IN THESE REGIONS.</p> <p>FOR OPTIMAL DIMMING PERFORMANCE WE RECOMMEND SOURCING A ROTARY OR PUSH BUTTON DIMMER WITH ADJUSTMENT DIAL CAPABLE OF SETTING THE DIMMING RANGE OF THE FIXTURE.</p> <p>PLEASE CONTACT OUR STUDIO FOR FURTHER INFORMATION REGARDING MOST SUITABLE LAMPING TECHNOLOGY FOR YOUR SPECIFIC PROJECT/REGION.</p>

LED LIFESPAN	50,000 HRS
CERTIFICATION	<p>AU/NZ AS/NZS 60598.1, 60598.2.1 EU EN 60598.1, 60598.2.1 US/CAN ETL/UL 1598, CSA C22.2#250.0</p>
IP RATING	IP20 - FOR INDOOR USE ONLY
CANOPY	VARIOUS - SEE CANOPY OPTIONS ON FOLLOWING PAGE
PRODUCT SKU CODE	<p>EG. CH23S.G-BLK.A-BLK = CETO HORIZONTAL CHANDELIER WITH 2 X CEILING MOUNTING POINTS, 3 X BLACK GLASS MODULES AND A BLACK ANODISED BODY</p> <p>CH23S-G-XXX.A-XXX HORIZONTAL CHANDELIER WITH 2 X CEILING MOUNTING POINTS AND 3 X MODULES, STANDARD LENGTH CH23L-G-XXX.A-XXX HORIZONTAL CHANDELIER WITH 2 X CEILING MOUNTING POINTS AND 3 X MODULES, EXTENDED LENGTH CH24S-G-XXX.A-XXX HORIZONTAL CHANDELIER WITH 2 X CEILING MOUNTING POINTS AND 4 X MODULES, STANDARD LENGTH CH24L-G-XXX.A-XXX HORIZONTAL CHANDELIER WITH 2 X CEILING MOUNTING POINTS AND 4 X MODULES, EXTENDED LENGTH</p>
FINISHES FOR ALL VARIATIONS:	<p>GLASS: FROSTED BLACK (G-FBK) BLACK (G-BLK) CLEAR (G-CLR) WHITE (G-WHT)</p> <p>BODY: BLACK ANODISED (A-BLK) CHAMPAGNE ANODISED (A-CHM)</p>
DIMENSIONS	VARIOUS - SEE DIMENSIONS ON FOLLOWING PAGE*
WEIGHT	<p>CH23S/L - 5.5KG / 12.2LB CH24S/L - 7.5KG / 16.5LB</p>
PACKAGING	L 51CM W 51CM H 25CM / L 20" W 20" H 9.8"
PACKAGING WEIGHT	<p>CH23S/L - 6KG / 113.2LB CH24S/L - 8KG / 17.7LB</p>

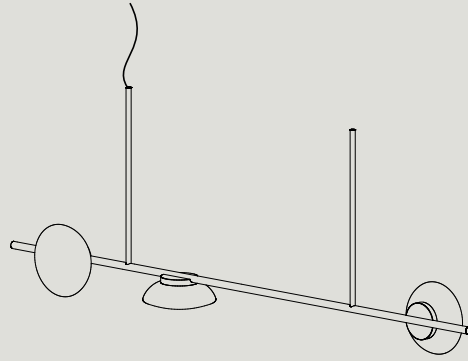
twentieth

sales@twentieth.net
323.904.1200
www.twentieth.net

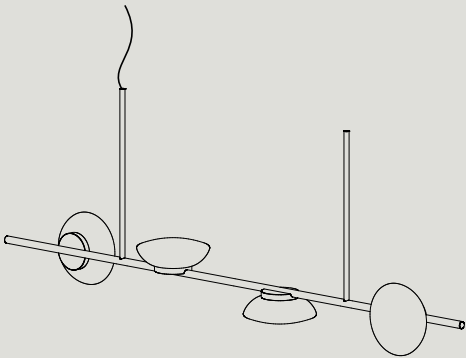
DIMENSIONS



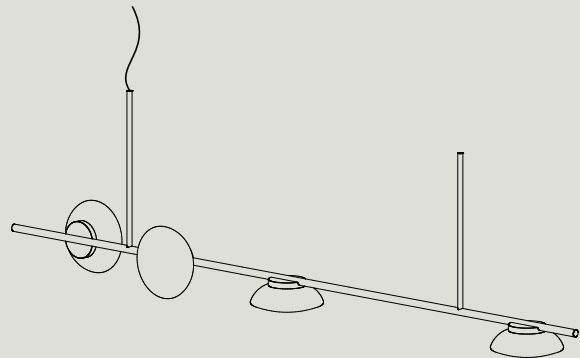
CH23S*
 L1306 W 200 H 200^
 L 51.4" W 7.9" H 7.9" ^
 CEILING CANOPY SPACING L 440MM / 17.32"



CH23L*
 L 1706 W 200 H 200^
 L 67.2" W 7.9" H 7.9" ^
 CEILING CANOPY SPACING L 840MM / 33.07"



CH24S*
 L1706 W 200 H 200^
 L 67.2" W 7.9" H 7.9" ^
 CEILING CANOPY SPACING L 840MM / 33.07"



CH24L*
 L 2106 W 200 H 200^
 L 83" W 7.9" H 7.9" ^
 CEILING CANOPY SPACING L 1240MM / 48.82"

*CUSTOM CONFIGURATIONS AVAILABLE UPON REQUEST
 ^ HANG HEIGHT NEEDS TO BE CONFIRMED PRIOR TO PRODUCTION
 H - INDICATED MINIMUM HANG HEIGHT (CEILING TO BOTTOM OF GLASS)

AVAILABLE CANOPIES

ALL ROSS GARDAM CEILING MOUNTED FIXTURES COME SUPPLIED WITH A CEILING CANOPY UNLESS OTHERWISE SPECIFIED. EACH CANOPY INCLUDES ELECTRICAL CONNECTORS, EARTH WIRE AND CABLE RETENTION TO CONNECT TO MAINS POWER. THE BELOW IMAGES DEPICT THE CEILING CANOPIES AVAILABLE WITH EACH FIXTURE TYPE. IF NO CANOPY IS SELECTED, THE STANDARD CANOPY (NON US/CAN REGION) OR LARGE CANOPY (US/CAN) WILL BE SUPPLIED.



STANDARD
Ø14MM FIXED CANOPY
CAN.ST.120.F14.X-XXX

Ø120 X 30MM / 4.7" X 1.2"

DRIVER HOUSED IN CEILING



STANDARD
Ø14MM FIXED SWIVEL CANOPY
CAN.ST.120.F14.SW.X-XXX

Ø120 X 30MM / 4.7" X 1.2"

DRIVER HOUSED IN CEILING



LARGE
Ø14MM FIXED CANOPY
CAN.ST.170.F14.X-XXX

Ø170 X 40MM / 6.7" X 1.6"

DRIVER HOUSED IN CANOPY



LARGE
Ø14MM FIXED SWIVEL CANOPY
CAN.ST.170.F14.SW.X-XXX

Ø170 X 40MM / 6.7" X 1.6"

DRIVER HOUSED IN CANOPY



SLIM
Ø14MM FIXED CANOPY
CAN.SL.F14.X-XXX

Ø120 X 7MM / 4.7" X 0.3"

DRIVER HOUSED IN CEILING



SLIM
Ø14MM FIXED SWIVEL CANOPY
CAN.SL.F14.SW.X-XXX

Ø120 X 7MM / 4.7" X 0.3"

DRIVER HOUSED IN CEILING



PUCK
Ø14MM FIXED CANOPY
CAN.PK.F14.X-XXX

Ø50 X 65MM / 2" X 2.6"

DRIVER HOUSED IN CEILING



PUCK
Ø14MM FIXED SWIVEL CANOPY
CAN.PK.F14.SW.X-XXX

Ø50 X 65MM / 2" X 2.6"

DRIVER HOUSED IN CEILING

TECHNICAL

MATERIAL

ANODISED ALUMINIUM



BLACK
ANODISED



CHAMPAGNE
ANODISED

CANOPY FINISH

ANODISED BLACK (A-BLK)
ANODISED CHAMPAGNE (A-CHM)

PRODUCT SKU CODE

EG. CAN.ST.120.F14.A-CHM = STANDARD Ø14MM FIXED
CANOPY IN CHAMPAGNE ANODISED FINISH

twentieth

sales@twentieth.net
323.904.1200
www.twentieth.net