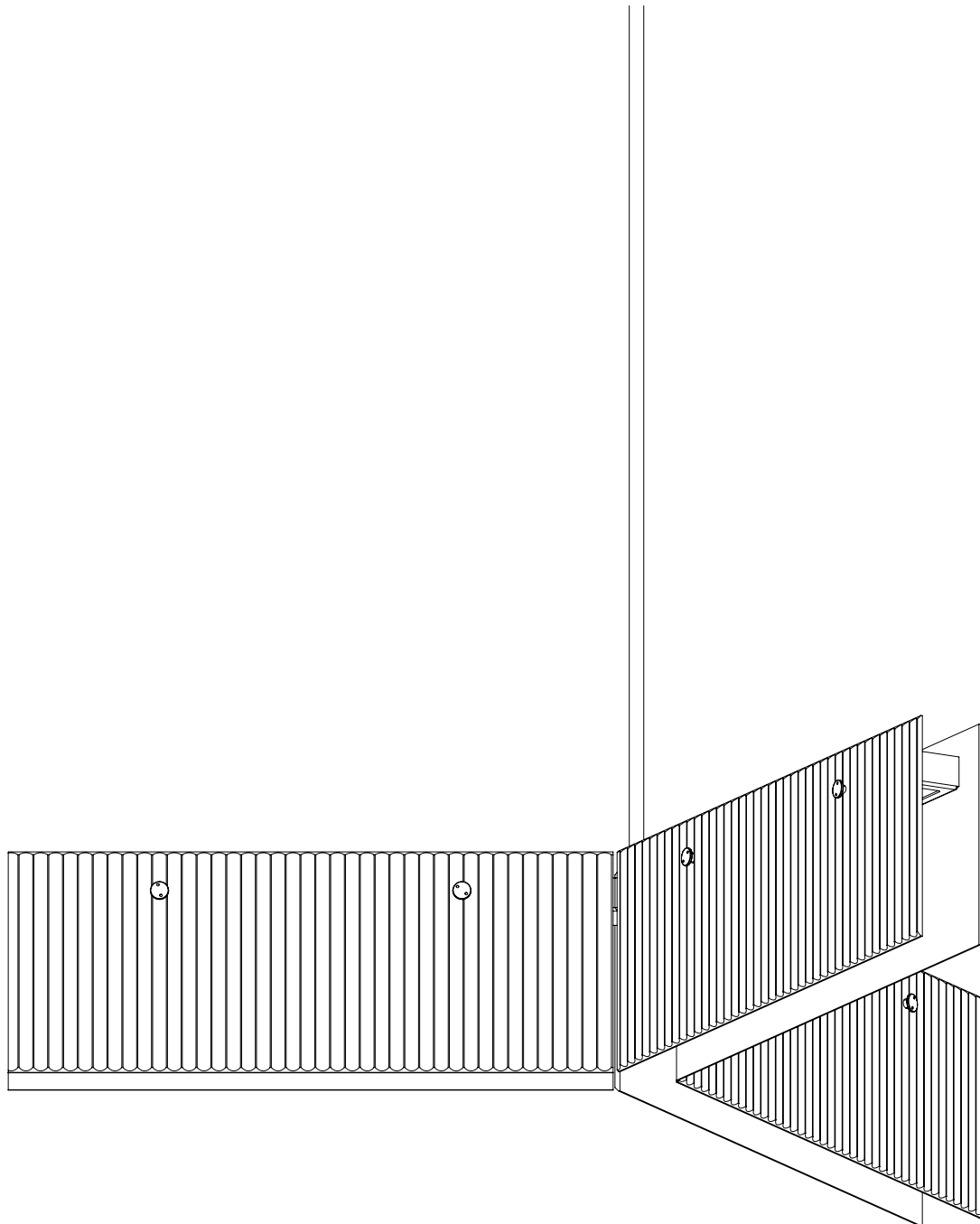


BUCKY VITRINE





WARNING: SHOCK HAZARD

May result in serious injury or death.
ENSURE POWER IS OFF before commencing any work.



WARNING: ELECTRICAL

ALL ELECTRICAL connections must be made by a qualified electrician in accordance with the regulations and codes governing the area for which the CHRISTOPHER BOOTS Fixture is intended to be installed in. Failure to do so may result in serious harm or damage to property and life, at the owner's liability and expense.

CHRISTOPHER BOOTS will not be held liable for any damage caused from installation.



WARNING: STRUCTURAL

Ensure that the substrate is securely installed and is in accordance with local building regulations. Failure to do so may potentially result in serious harm or damage of property, at the owner's liability and expense.

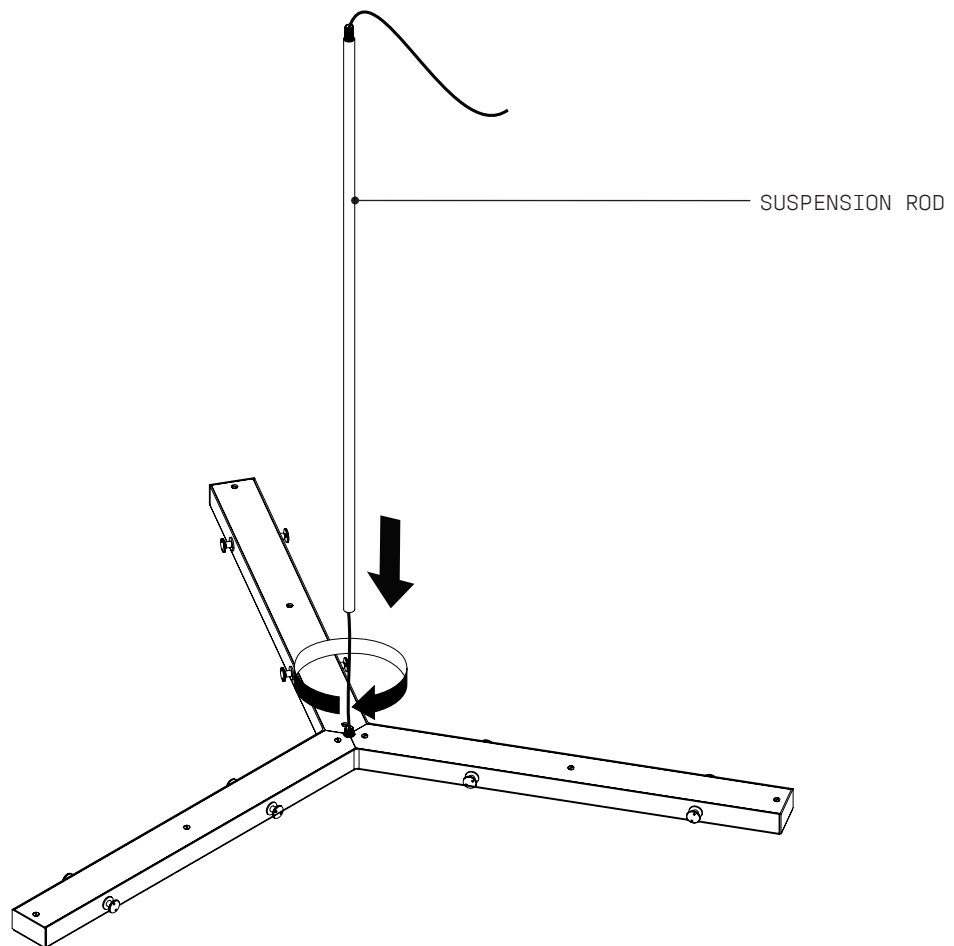
CHRISTOPHER BOOTS will not be held liable for any damage caused from installation.

- 1 Wearing gloves, unpack the BUCKY VITRINE with care ensuring not to scratch the delicate surface of the PENDANT.

Do not unwrap the PENDANT, in order to prevent any damage that may occur during installation.


Begin by passing the 24V POWER CABLE through SUSPENSION ROD.

Firmly tighten SUSPENSION ROD on the BUCKY VITRINE PENDANT.

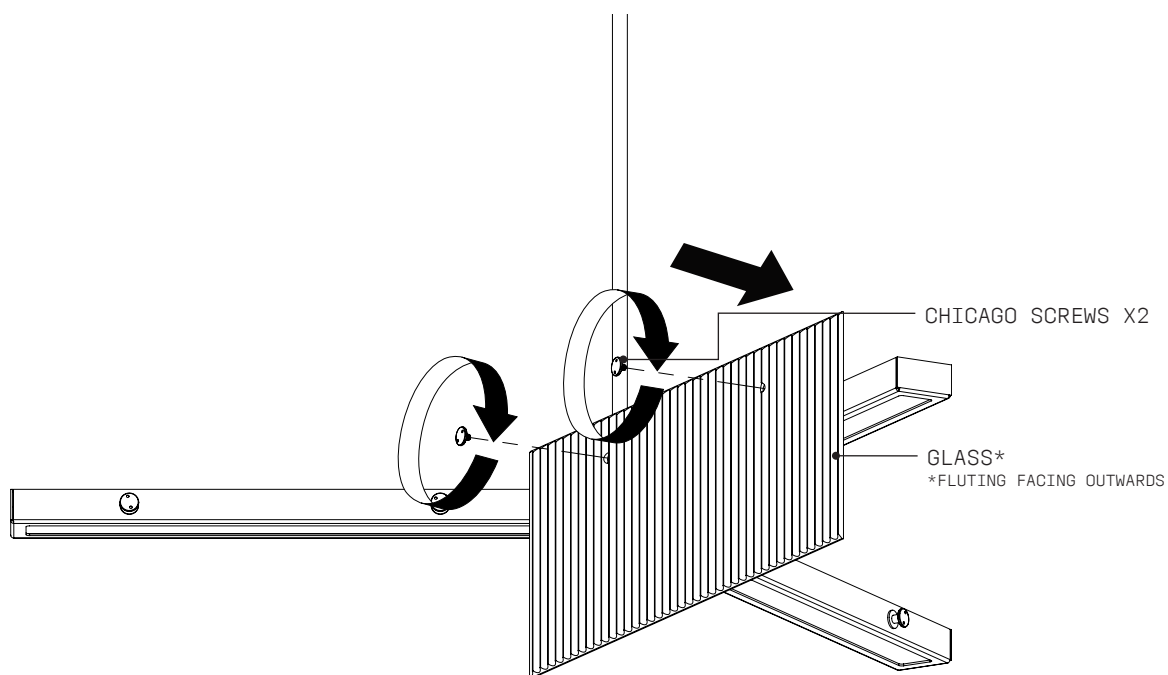


- 2 Refer to the CANOPY INSTALLATION GUIDE to correctly install all canopy components.

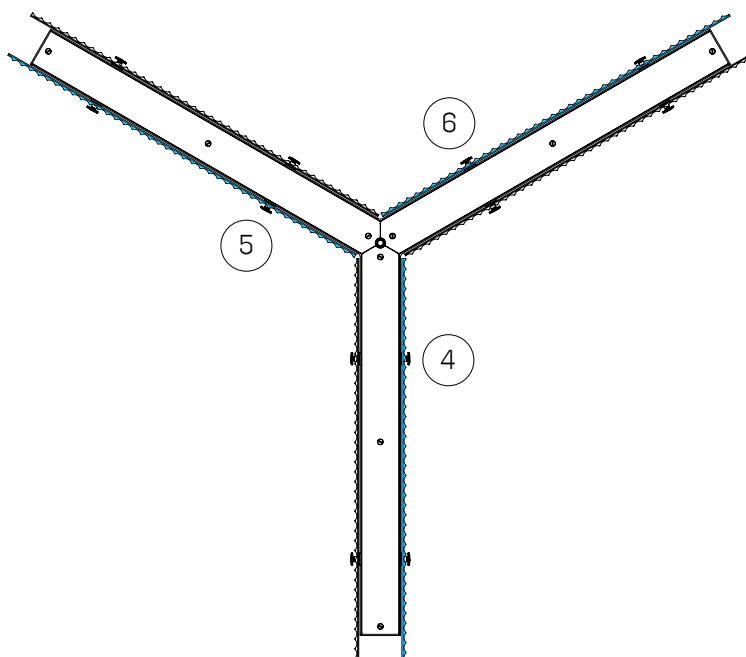
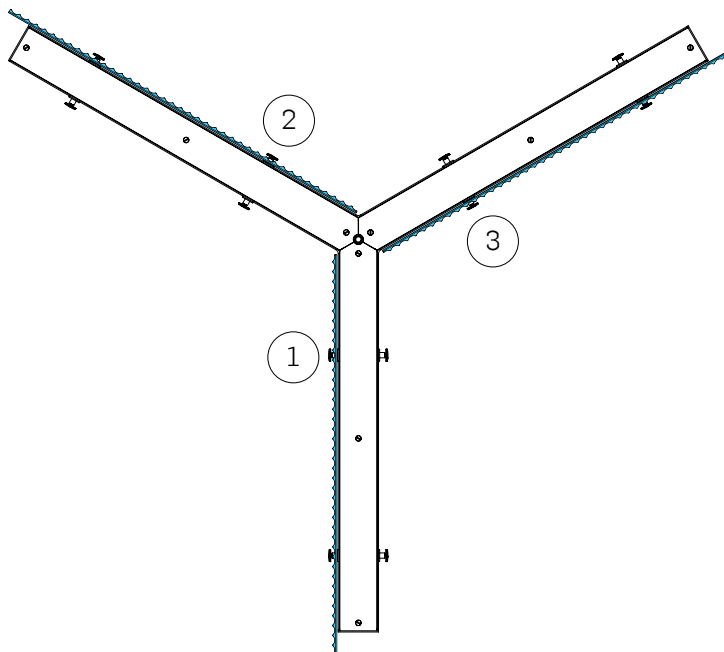
- 3 — Wearing gloves, carefully unpack the BUCKY VITRINE GLASS and unwrap the protective Calico wrapped around the PENDANT.
- 4 — Unscrew 2 adjacent CHICAGO SCREWS.



- 5 — Carefully place 1x BUCKY VITRINE GLASS over the 2x SUPPORTS and firmly tighten the 2x CHICAGO SCREWS to safely secure the glass.



- 6 Repeat steps 4 and 5 ensuring the pendant is evenly loaded at all times to prevent any unnecessary stress.



CARE INSTRUCTIONS:

BUCKY VIRTINE is a solid fixture that will require very little maintenance over the years, however changes in appearance of hand applied finishes or unlacquered finishes will vary as these (finshes) are designed to age in appearance. If your BUCKY VIRTINE is treated with care, it will shine brightly for many years to come. We recommend some general tips to help keep it shining its brightest;

Remove dust by simply running an electrostatic duster or dry cloth every few weeks over all exposed surfaces. Under no circumstances should the fixture be cleaned with any type of liquids/detergents or solvents. If more than dusting is required, please contact us at sales@christopherboots.com
We recommend the use of micro fibre cloths.

WARRANTY

1. CHRISTOPHER BOOTS offers a 36 month / 3 year warranty from date of receipt of balance payment on all light fittings supplied (not installation) against mechanical defects.
2. CHRISTOPHER BOOTS will repair or replace defective components or product within this warranty period.
3. Warranty for componentry includes:
4. Led lamps and strips: 3 years / 36 months after receipt.
5. Led drivers 60w: 3 years / 36 months after receipt.
6. Led drivers 100w + 150w: 5 years / 60 months after receipt.
7. Fixtures are labelled clearly with the maximum allowable wattage therefore responsibility of purchaser / end client to ensure correct lamps & wattages are compliant.
8. If unsure, please contact sales@christopherboots.com

CHRISTOPHER BOOTS WILL NOT BE HELD RESPONSIBLE FOR THE FOLLOWING:

1. Damage caused by improper cleaning solutions or methods.
2. Damage caused by improper installation or assembly by customer or customer's agent.
3. Damage caused by improper use of LED:
4. Damage caused by exposure to weather or improper environment – client to check IP rating prior to purchase.
5. Changes in appearance of hand applied finishes or unlacquered finishes.
*Please note that these finishes are designed to age in appearance.
6. Any costs of installation, removal, or re-installation.
7. Restoration, repair work & any parts purchased separately from supplied light fixtures.
8. Damage caused during shipping- all items are packed specifically for global transport.

DAMAGES

1. Damages must be documented and reported within 7 business days of receipt.
2. Photo evidence will be required upon reporting of damage claim.
3. CHRISTOPHER BOOTS is not responsible for repair or replacement of damages reported after this time.
4. If damage has occurred in shipping – all packaging must be retained by receiver. Failure to do so may invalidate any claim.

RETURNS

1. Because of the hand-made nature of our product, we are not able to offer returns.
2. Warranty claims, however will require client to cover shipping enroute back for repair